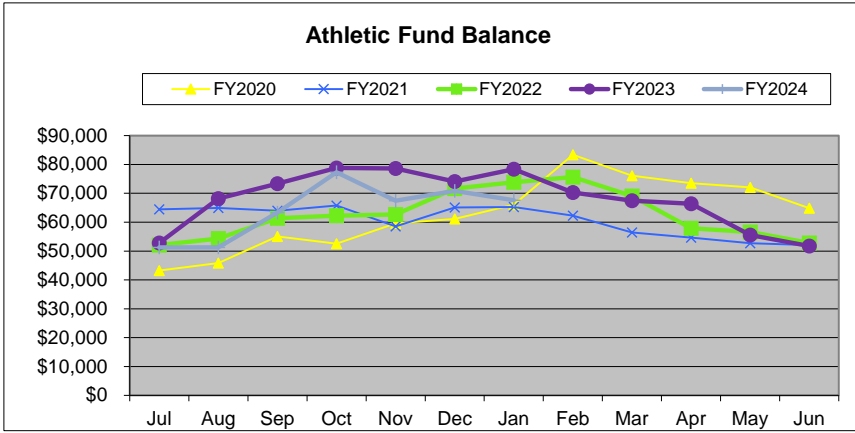
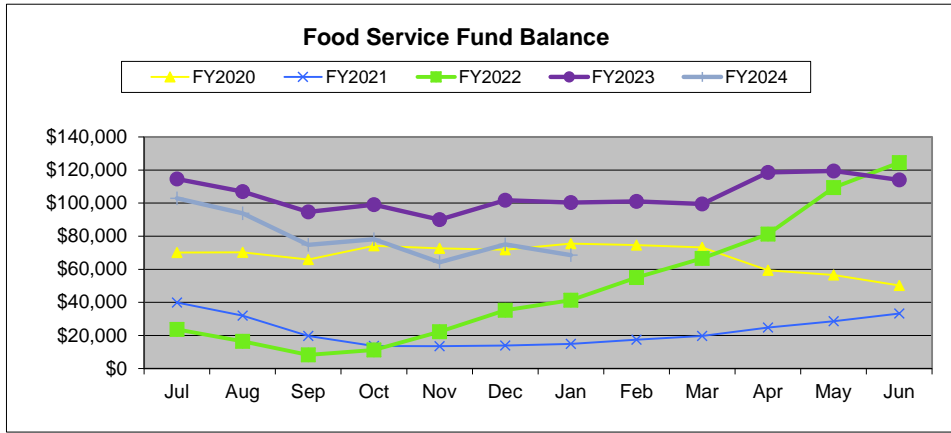


Lucas Local Schools

Monthly Finance Report

For the period ending: JANUARY_2024



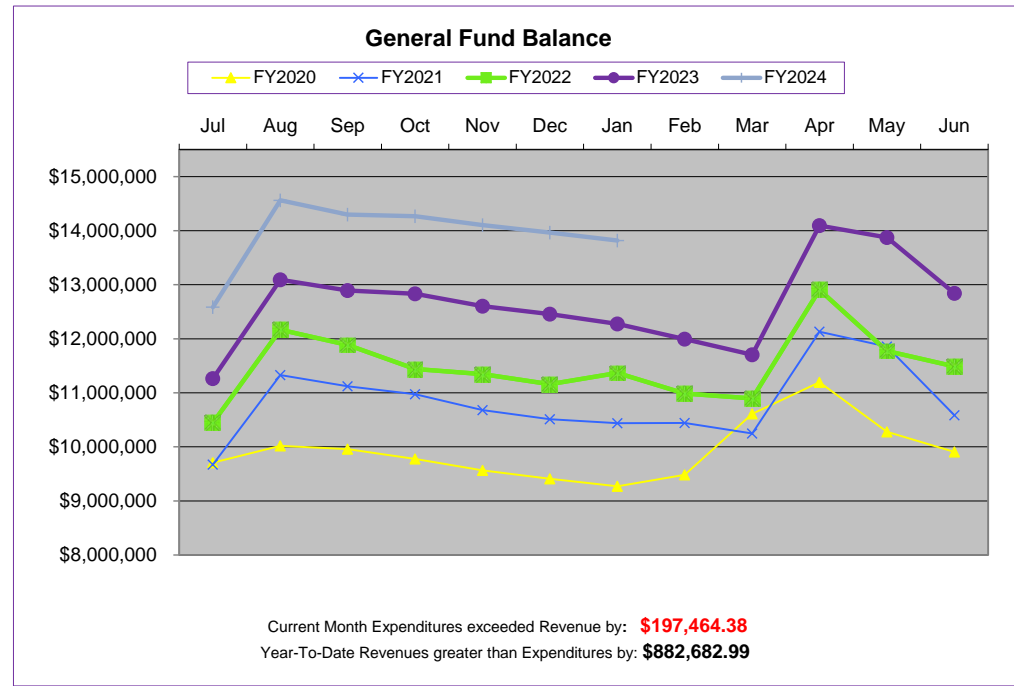
PERMANENT IMPROVEMENT FUND (003): \$ 604,890.64
 CAPITAL PROJECTS FUND (070): \$3,176,522.40
 Expenditures Current Month:

Total \$ -

Open Purchase Orders:

Total \$ -

Amount Available for Projects: \$ 3,781,413.04



General Fund Information:
 Ending cash balance as of June 30, 2023: \$12,842,149 Actual (updated 6/30/2023)
 Forecasted Ending cash balance June 30, 2024: \$14,935,641 updated 11/21/2023
 Forecasted Ending cash balance June 30, 2025: \$16,481,281 updated 11/21/2023
 Forecasted Ending cash balance June 30, 2026: \$17,424,119 updated 11/21/2023
 Forecasted Ending cash balance June 30, 2027: \$18,206,063 updated 11/21/2023

Gross Depository Balances:

Richland Bank General	\$148,000.00
Richland Bank Sweep	\$452,090.92
Richland Bank Payment	\$1,141.46
Richland Bank MM Savings	\$15,462.34
Star Ohio	\$13,351,056.49
Richland Bank Athletic	\$736.50

Total Depository Balances (Gross) \$13,968,487.71

Adjustments to Bank Balance:

Cash in Transit to Bank	\$0.00
Outstanding Checks	(\$112,642.94)
Adjustments:	
Athletic Checking	(\$736.50)
Unreconciled Difference	\$60.16

Total Adjustments to Bank Balance (\$113,319.28)

Investments:

Treasury Bonds and Notes	\$0.00
Certificate of Deposits	\$0.00
Other Securities	\$0.00
Other Investments:	
Richland Bank Investments (Cost Basis)	\$4,101,305.79

Total Investments \$4,101,305.79

Cash on Hand:

Petty Cash:	
Change Cash:	
BOARD,ELEM, MS,HS,ST ACT OFFICE	\$350.00
CHANGE FUND	
ATHLETICS CHANGE FUND	\$1,200.00
Cash with Fiscal Agent	\$0.00


Total Cash on Hand \$1,550.00

Total Balances \$17,958,024.22

Total Fund Balance \$17,958,024.22

Depository Clearance Accounts:

Total Clearance Account Balances \$0.00



Treasurer

LUCAS LOCAL SCHOOL DISTRICT

Cash Summary Report

FUND/SCC	Description	Initial Cash	MTD Received	FYTD Received	MTD Expended	FYTD Expended	Fund Balance	Encumbrance	Unencumbered Balance
001-0000	GENERAL FUND	\$ 12,842,149.42	\$ 328,292.71	\$ 4,728,809.37	\$ 535,065.41	\$ 3,858,670.66	\$ 13,712,288.13	\$ 993,895.22	\$ 12,718,392.91
001-9003	ECONOMIC DISADVANTAGED	55,523.54	0.00	0.00	5,789.48	13,830.32	41,693.22	0.00	41,693.22
001-9023	GENERAL	0.00	0.00	0.00	0.00	0.00	0.00	0.00	0.00
001-9300	CASINO REVENUES SET ASIDE	35,889.28	15,097.80	31,470.82	0.00	5,096.22	62,263.88	5,736.26	56,527.62
003-9096	PERMANENT IMPROVEMENT	668,240.64	0.00	0.00	0.00	63,350.00	604,890.64	0.00	604,890.64
006-0000	FOOD SERVICES FUND	113,987.87	15,785.29	104,752.09	22,199.64	150,148.92	68,591.04	102,960.78	(34,369.74)
007-9001	SPECIAL TRUST - ELEM FACULTY	681.54	3.22	22.34	0.00	0.00	703.88	0.00	703.88
007-9003	SPECIAL TRUST - M.S. & H.S. FACULTY	122.35	0.58	4.02	0.00	0.00	126.37	0.00	126.37
007-9004	Cathy Gilbert Memorial	1,969.19	9.30	64.55	0.00	0.00	2,033.74	0.00	2,033.74
007-9011	MICHAEL C. FANELLO MEMORIAL SCHOLARSHIP	19,235.71	88.51	628.18	500.00	500.00	19,363.89	500.00	18,863.89
008-9095	ENDOWMENT FUND	9,716.45	45.87	318.47	0.00	0.00	10,034.92	500.00	9,534.92
008-9096	Scholarship fund Shelby Cooper	0.00	0.00	3,000.00	1,000.00	2,000.00	1,000.00	1,000.00	0.00
008-9099	ENDOWMENT-CHRISTINE WYKA SCHOLARSHIP	33,329.90	157.33	1,092.42	0.00	0.00	34,422.32	500.00	33,922.32
008-9100	LSSF SCHOLARSHIP FUND	0.00	0.00	0.00	0.00	0.00	0.00	5,000.00	(5,000.00)
018-9001	PUBLIC SCHOOL SUPPORT FUND - ELEMENTARY	7,380.09	29.80	534.80	0.00	2,229.79	5,685.10	0.00	5,685.10
018-9002	PUBLIC SCHOOL SUPPORT FUND - MIDDLE SCHOOL	679.95	0.00	0.00	476.49	1,432.49	(752.54)	0.00	(752.54)
018-9003	PUBLIC SCHOOL SUPPORT FUND - HIGH SCHOOL	3,440.82	0.00	420.21	0.00	1,424.24	2,436.79	2,275.00	161.79
018-9004	SUPT/TREAS FLOWER/FUNDRSR	20.98	0.00	0.00	0.00	0.00	20.98	0.00	20.98
018-9023	PBIS - STUDENT/STAFF INITIATIVE	3,473.60	0.00	4,862.01	0.00	0.00	8,335.61	0.00	8,335.61
019-9105	PARK NATIONAL BANK TEACHER GRANT M. WARNER	97.00	0.00	0.00	0.00	0.00	97.00	0.00	97.00
019-9501	Academic Booster's Mini Grant	1,307.74	0.00	0.00	0.00	0.00	1,307.74	0.00	1,307.74
019-9700	LUCAS LOCAL SCHOOL SUSTAINING FUND	16,256.21	0.00	2,802.25	0.00	1,182.25	17,876.21	4,370.75	13,505.46
020-0000	FARM	2,248.16	0.00	0.00	0.00	0.00	2,248.16	0.00	2,248.16
022-9001	WORKERS COMP	0.00	1,358.58	1,358.58	0.00	0.00	1,358.58	0.00	1,358.58
070-9021	CAPITAL PROJECTS FUND	3,176,522.40	0.00	0.00	0.00	0.00	3,176,522.40	0.00	3,176,522.40
200-9001	DRAMA CLUB-ELEMENTARY	86.56	0.00	0.00	0.00	0.00	86.56	0.00	86.56
200-9002	DRAMA CLUB-MIDDLE SCHOOL	665.08	0.00	0.00	0.00	0.00	665.08	0.00	665.08
200-9015	CLASS OF 2015	1,070.40	0.00	0.00	0.00	0.00	1,070.40	0.00	1,070.40
200-9016	CLASS OF 2016	0.00	0.00	0.00	0.00	0.00	0.00	0.00	0.00
200-9017	CLASS OF 2017	887.97	0.00	0.00	0.00	0.00	887.97	0.00	887.97
200-9018	CLASS OF 2018	1,112.23	0.00	0.00	0.00	0.00	1,112.23	0.00	1,112.23
200-9019	CLASS OF 2019	869.73	0.00	0.00	0.00	0.00	869.73	0.00	869.73
200-9020	CLASS OF 2020	0.00	0.00	0.00	0.00	0.00	0.00	0.00	0.00
200-9021	CLASS OF 2021	351.22	0.00	0.00	0.00	0.00	351.22	0.00	351.22

LUCAS LOCAL SCHOOL DISTRICT

Cash Summary Report

FUND/SCC	Description	Initial Cash	MTD Received	FYTD Received	MTD Expended	FYTD Expended	Fund Balance	Encumbrance	Unencumbered Balance
200-9022	CLASS OF 2022	\$ 256.39	\$ 0.00	\$ 0.00	\$ 0.00	\$ 0.00	\$ 256.39	\$ 0.00	\$ 256.39
200-9023	CLASS OF 2023	290.74	0.00	0.00	0.00	0.00	290.74	0.00	290.74
200-9024	CLASS OF 2024	1,676.18	151.50	989.96	0.00	50.96	2,615.18	2,700.00	(84.82)
200-9025	CLASS OF 2025	2,085.00	0.00	1,307.00	0.00	0.00	3,392.00	0.00	3,392.00
200-9026	CLASS OF 2026	640.00	0.00	800.00	0.00	0.00	1,440.00	0.00	1,440.00
200-9027	CLASS OF 2027	0.00	0.00	600.00	0.00	0.00	600.00	0.00	600.00
200-9125	FRENCH CLUB	1,151.71	0.00	0.00	0.00	0.00	1,151.71	0.00	1,151.71
200-9128	SPANISH CLUB	713.25	0.00	0.00	0.00	0.00	713.25	0.00	713.25
200-9144	DESTINATION IMAGINATION	64.16	0.00	0.00	0.00	0.00	64.16	0.00	64.16
200-9330	F F A	12,659.49	150.00	5,150.00	0.00	3,430.66	14,378.83	1,098.00	13,280.83
200-9440	MUSIC ACTIVITIES	0.00	0.00	0.00	0.00	0.00	0.00	0.00	0.00
200-9470	CHOIR	580.54	0.00	0.00	0.00	0.00	580.54	0.00	580.54
200-9611	ELEM STUDENT COUNCIL	2,079.59	0.00	422.14	158.25	261.81	2,239.92	84.19	2,155.73
200-9612	MIDDLE SCHOOL STUDENT COUNCIL	2,628.62	0.00	99.00	118.44	118.44	2,609.18	183.00	2,426.18
200-9613	HS STUDENT COUNCIL	3,959.87	0.00	1,935.00	0.00	855.12	5,039.75	350.00	4,689.75
200-9680	YEARBOOK	13,802.24	120.00	1,865.00	0.00	4,635.01	11,032.23	963.99	10,068.24
200-9690	NEWSPAPER	621.59	0.00	0.00	0.00	0.00	621.59	0.00	621.59
200-9710	LUCAS ACADEMIC HONOR SOCIETY	911.25	0.00	0.00	0.00	50.00	861.25	420.00	441.25
200-9810	LUCAS SCHOOLS PEP CLUB	584.15	0.00	0.00	0.00	0.00	584.15	0.00	584.15
300-9001	ELEM/MS LIBRARY	8,183.75	25.00	4,120.84	0.00	2,509.96	9,794.63	5,990.04	3,804.59
300-9003	HS LIBRARY	1,042.08	0.00	0.00	0.00	0.00	1,042.08	0.00	1,042.08
300-9440	BAND/MUSIC DIST MANAGED ACT ACCT	9,077.98	0.00	625.00	257.97	1,869.35	7,833.63	775.57	7,058.06
300-9500	ATHLETIC	51,742.58	3,728.00	56,846.00	6,929.71	40,966.58	67,622.00	30,008.13	37,613.87
300-9510	ATHLETICS - HS FOOTBALL	16,420.21	0.00	1,829.00	0.00	7,050.00	11,199.21	1,410.00	9,789.21
300-9511	ATHLETICS - MS FOOTBALL	87.67	0.00	0.00	0.00	0.00	87.67	0.00	87.67
300-9520	ATHLETICS - BOYS HS BASKETBALL	1,658.99	0.00	802.00	0.00	0.00	2,460.99	710.00	1,750.99
300-9521	ATHLETICS - BOYS MS BASKETBALL	98.61	0.00	0.00	0.00	0.00	98.61	0.00	98.61
300-9525	ATHLETICS - GIRLS HS BASKETBALL	646.68	0.00	1,738.50	176.00	1,802.50	582.68	0.00	582.68
300-9526	ATHLETICS - GIRLS MS BASKETBALL	52.44	0.00	0.00	0.00	0.00	52.44	0.00	52.44
300-9528	ATHLETICS - WRESTLING	3,900.11	2,372.00	5,091.00	25.00	25.00	8,966.11	0.00	8,966.11
300-9530	ATHLETICS - BASEBALL	1,628.04	0.00	0.00	0.00	0.00	1,628.04	0.00	1,628.04
300-9540	ATHLETICS - SOFTBALL	8,957.67	0.00	5,112.00	0.00	1,144.00	12,925.67	0.00	12,925.67
300-9550	ATHLETICS - HS VOLLEYBALL	1,125.33	0.00	7,049.34	0.00	4,719.00	3,455.67	700.00	2,755.67
300-9551	ATHLETICS - MS VOLLEYBALL	0.00	0.00	0.00	0.00	0.00	0.00	0.00	0.00
300-9553	ATHLETICS - HS CHEERLEADING	1,566.00	0.00	3,859.94	912.44	3,384.05	2,041.89	821.04	1,220.85
300-9554	ATHLETICS - MS	107.80	0.00	0.00	0.00	0.00	107.80	0.00	107.80

LUCAS LOCAL SCHOOL DISTRICT

Cash Summary Report

FUND/SCC	Description	Initial Cash	MTD Received	FYTD Received	MTD Expended	FYTD Expended	Fund Balance	Encumbrance	Unencumbered Balance
	CHEERLEADING								
300-9560	ATHLETICS - HS CROSS COUNTRY	\$ 1,024.34	\$ 0.00	\$ 0.00	\$ 0.00	\$ 88.92	\$ 935.42	\$ 86.08	\$ 849.34
300-9561	ATHLETICS - MS CROSS COUNTRY	220.11	0.00	0.00	0.00	0.00	220.11	0.00	220.11
300-9570	ATHLETICS - HS TRACK & FIELD	2,822.77	0.00	0.00	0.00	0.00	2,822.77	0.00	2,822.77
300-9571	ATHLETICS - MS TRACK & FIELD	0.00	0.00	0.00	0.00	0.00	0.00	0.00	0.00
451-9021	eTech Ohio Connectivity Subsidy	0.00	0.00	0.00	0.00	0.00	0.00	0.00	0.00
451-9022	eTech Ohio Connectivity Subsidy	0.00	0.00	0.00	0.00	0.00	0.00	0.00	0.00
451-9023	DATA COMMUNICATION FUND	0.00	0.00	138.30	0.00	138.30	0.00	0.00	0.00
451-9024	DATA COMMUNICATION FUND	0.00	0.00	2,700.00	0.00	0.00	2,700.00	0.00	2,700.00
467-9020	Student Wellness and Success Fund FY20	0.00	0.00	0.00	0.00	0.00	0.00	0.00	0.00
467-9021	Student Wellness and Success Fund FY21	0.00	0.00	0.00	0.00	0.00	0.00	0.00	0.00
467-9022	Student Wellness and Success Fund FY21	0.00	0.00	0.00	0.00	0.00	0.00	0.00	0.00
499-9020	SCHOOL SAFETY GRANT	0.00	0.00	0.00	0.00	0.00	0.00	0.00	0.00
499-9021	SCHOOL SAFETY GRANT	0.00	0.00	0.00	0.00	0.00	0.00	0.00	0.00
499-9022	MISCELLANEOUS STATE GRANT FUND	0.00	0.00	0.00	0.00	0.00	0.00	0.00	0.00
499-9121	School Bus Purchase Program	0.00	0.00	0.00	0.00	0.00	0.00	0.00	0.00
507-0000	ELEMENTARY AND SECONDARY SCHOOL EMERGENCY RELIEF FUND	0.00	0.00	0.00	0.00	0.00	0.00	0.00	0.00
507-9021	ESSER (Elem & Sec School Emergency Relief)	0.00	0.00	0.00	0.00	0.00	0.00	0.00	0.00
507-9022	ESSER II	0.00	0.00	59,713.67	0.00	59,713.67	0.00	0.00	0.00
507-9023	ESSER II	0.00	0.00	0.00	0.00	0.00	0.00	0.00	0.00
507-9024	ESSER II	0.00	0.00	0.00	0.00	0.00	0.00	0.00	0.00
507-9122	ARP ESSER	0.00	0.00	0.00	0.00	0.00	0.00	0.00	0.00
507-9123	ARP ESSER	0.00	0.00	8,991.55	0.00	8,991.55	0.00	0.00	0.00
507-9124	ARP ESSER	0.00	0.00	0.00	13,074.30	130,755.46	(130,755.46)	5,975.30	(136,730.76)
507-9223	ELEMENTARY AND SECONDARY SCHOOL EMERGENCY RELIEF FUND	0.00	0.00	0.00	0.00	0.00	0.00	0.00	0.00
508-9021	GEER (Governor's Emergency Education Relief)	0.00	0.00	0.00	0.00	0.00	0.00	0.00	0.00
510-9021	CRF (Coronavirus Relief Fund)	0.00	0.00	0.00	0.00	0.00	0.00	0.00	0.00
510-9121	BroadBand Ohio Connectivity Grant	0.00	0.00	0.00	0.00	0.00	0.00	0.00	0.00
510-9221	CRF Rich Cty Commisioners	0.00	0.00	0.00	0.00	0.00	0.00	0.00	0.00
516-9020	IDEA FY-2020	0.00	0.00	0.00	0.00	0.00	0.00	0.00	0.00
516-9021	IDEA FY-2021	0.00	0.00	0.00	0.00	0.00	0.00	0.00	0.00
516-9022	IDEA FY-2021	0.00	0.00	0.00	0.00	0.00	0.00	0.00	0.00

LUCAS LOCAL SCHOOL DISTRICT
Cash Summary Report

Table with 10 columns: FUND/SCC, Description, Initial Cash, MTD Received, FYTD Received, MTD Expended, FYTD Expended, Fund Balance, Encumbrance, Unencumbered Balance. Rows include various fund codes and descriptions like IDEA B, TITLE I, ECSE, and ARPA grants, ending with a Grand Total row.

Lucas Local School District Investment Report

Maturity Date	Description	Interest Rate	Invested Amount
9/24/2024	Byline Bk Chicago Ill	5.450%	\$ 200,000.00
11/12/2024	UBS Bk USA Salt Lake City UT	3.000%	\$ 200,000.00
12/2/2024	ALLY BK MIDVALE UTAH	3.000%	\$ 200,000.00
3/24/2025	Pinnacle Bk Nashville Tenn	5.300%	\$ 200,000.00
6/23/2025	CAPITAL EDUCATORS FED CR	5.250%	\$ 200,000.00
9/5/2025	Discover Bk	5.100%	\$ 200,000.00
9/15/2025	Morgan Stanley Bk	3.550%	\$ 200,000.00
9/19/2025	Wells Fargo Bank Natl Assn	5.250%	\$ 200,000.00
9/29/2025	Ephrata Natl Bk	3.650%	\$ 200,000.00
9/30/2025	United Fid Bk Fsb Evansville	5.050%	\$ 200,000.00
3/23/2026	Pathward Natl Assn Sioux Fa	5.500%	\$ 200,000.00
9/28/2026	Security Bk & Tr Co Paris	3.850%	\$ 200,000.00
9/30/2026	Morgan Stanley Private Bk	4.050%	\$ 200,000.00
12/14/2026	City Natl Bk Los Angeles Ca	4.650%	\$ 200,000.00
1/28/2027	SOUTHERN BANK GEORGIA	4.300%	\$ 150,000.00
5/10/2027	First Fndtn Bk Irvine Ca	5.050%	\$ 200,000.00
8/17/2027	Comenity Cap Bk Utah	4.650%	\$ 202,804.00
10/6/2027	HARDIN CNTY SAVGS BK	4.750%	\$ 200,000.00
7/19/2028	Bankers Bk Madison Wis	3.800%	\$ 200,000.00
Total Investments at Maturity:			\$ 3,752,804.00
3/31/2024	U.S. Treas Nts	2.260%	\$ 194,342.00
7/25/2024	U.S. Treas Bills	5.130%	\$ 48,773.65
	Money Market - Northern Instl Govt Select	5.260%	\$ 55,324.70
6/14/2024	Federal Home Loan Banks	4.875%	\$ 50,061.44
GRAND TOTAL:			\$ 4,101,305.79

Start Date: 01012024

End Date: 01312024

LUCAS LOCAL SCHOOL DISTRICT

Monthly Check Register

Check Number	Type	Date	Name	Vendor #	Status	Reconcile Date	Void Date	Amount
0	PAYROLL	1/5/2024	LUCAS LOCAL SCHOOL DISTRICT		RECONCILED	1/5/2024		\$ 161,819.21
0	PAYROLL	1/19/2024	LUCAS LOCAL SCHOOL DISTRICT		RECONCILED	1/19/2024		145,346.75
0	ACCOUNTS_PAYABLE	1/3/2024	CONNECT PARENT CORPORATION	131227	RECONCILED	1/8/2024		64.13
0	ACCOUNTS_PAYABLE	1/19/2024	BUREAU OF WORKER'S COMP	902008	RECONCILED	1/19/2024		1,358.58
0	ACCOUNTS_PAYABLE	1/15/2024	DIRECT ENERGY BUSINESS	931258	RECONCILED	1/19/2024		1,736.06
0	ACCOUNTS_PAYABLE	1/15/2024	FIRELANDS ELECTRIC COOP	988500	RECONCILED	1/16/2024		548.31
0	ACCOUNTS_PAYABLE	1/26/2024	HERITAGE COOPERATIVE	396983	RECONCILED	2/1/2024		15,109.97
0	ACCOUNTS_PAYABLE	1/15/2024	LOWE'S CREDIT SERVICES	165615	RECONCILED	1/17/2024		289.26
0	ACCOUNTS_PAYABLE	1/18/2024	NAPA AUTO PARTS	397311	RECONCILED	1/19/2024		8,702.91
0	ACCOUNTS_PAYABLE	1/22/2024	OHIO.NET INTERNET PROVIDERS	931559	RECONCILED	1/23/2024		184.14
0	ACCOUNTS_PAYABLE	1/19/2024	PARK NATIONAL BANK	900300	RECONCILED	1/19/2024		4,221.72
0	ACCOUNTS_PAYABLE	1/26/2024	PITNEY BOWES	997301	RECONCILED	2/1/2024		450.15
0	ACCOUNTS_PAYABLE	1/26/2024	QUILL CORPORATION	218550	RECONCILED	2/1/2024		209.05
0	ACCOUNTS_PAYABLE	1/19/2024	SCHOOL EMPLOYEES RETIREMENT	902003	RECONCILED	1/19/2024		16,683.34
0	ACCOUNTS_PAYABLE	1/24/2024	SPECTRUM COMMUNICATIONS	902009	RECONCILED	1/24/2024		191.94
0	ACCOUNTS_PAYABLE	1/19/2024	STATE TEACHERS RETIREMENT SYST	902002	RECONCILED	1/19/2024		39,689.72
0	ACCOUNTS_PAYABLE	1/26/2024	TREASURER OF STATE	269950	RECONCILED	2/1/2024		184.50
0	ACCOUNTS_PAYABLE	1/5/2024	US Bank One Card	131127	RECONCILED	1/8/2024		1,627.72
0	ACCOUNTS_PAYABLE	1/29/2024	US Bank One Card	131127	RECONCILED	2/1/2024		525.58
0	ACCOUNTS_PAYABLE	1/15/2024	CELLCO PARTNERSHIP	131759	RECONCILED	1/17/2024		15.06
23699	ACCOUNTS_PAYABLE	1/10/2024	AGPARTS WORLDWIDE, INC.	8852	RECONCILED	2/1/2024		64.55
23700	ACCOUNTS_PAYABLE	1/10/2024	AIRE SERV	3721	RECONCILED	2/1/2024		468.24
23701	ACCOUNTS_PAYABLE	1/10/2024	AMAZON CAPITAL SERVICES	5240	RECONCILED	2/1/2024		246.71
23702	ACCOUNTS_PAYABLE	1/10/2024	B A S A	11040	RECONCILED	2/1/2024		590.00
23703	ACCOUNTS_PAYABLE	1/10/2024	BRICKER & ECKLER LLP	396740	RECONCILED	2/1/2024		41,618.28
23704	ACCOUNTS_PAYABLE	1/10/2024	CARDINAL BUS SALES	396769	RECONCILED	2/1/2024		224.95
23705	ACCOUNTS_PAYABLE	1/10/2024	CINTAS CORPORATION #003	131183	RECONCILED	2/1/2024		61.60
23706	ACCOUNTS_PAYABLE	1/10/2024	COLUMBIA GAS	55990	RECONCILED	2/1/2024		1,250.32
23707	ACCOUNTS_PAYABLE	1/10/2024	EJ THERAPY INC	396559	RECONCILED	2/1/2024		5,367.28
23708	ACCOUNTS_PAYABLE	1/10/2024	G & L SUPPLY CO	96450	RECONCILED	2/1/2024		2,015.92
23709	ACCOUNTS_PAYABLE	1/10/2024	GORDON FOOD SERVICE	105225	RECONCILED	2/1/2024		8,051.79
23710	ACCOUNTS_PAYABLE	1/10/2024	GRAINGER INC	105375	RECONCILED	2/1/2024		696.78
23711	ACCOUNTS_PAYABLE	1/10/2024	HILL INTERNATIONAL TRUCKS, LLC	116090	RECONCILED	2/1/2024		326.13
23712	ACCOUNTS_PAYABLE	1/10/2024	HYLANT ADMINISTRATIVE SERVICES	396719	RECONCILED	2/1/2024		942.00
23713	ACCOUNTS_PAYABLE	1/10/2024	INTERSTATE BATTERY N.C.O	132195	RECONCILED	2/1/2024		66.48
23714	ACCOUNTS_PAYABLE	1/10/2024	J.W. PEPPER & SON, INC.	210900	RECONCILED	2/1/2024		106.97
23715	ACCOUNTS_PAYABLE	1/10/2024	JADON WALTER	281810	RECONCILED	2/1/2024		1,000.00
23716	ACCOUNTS_PAYABLE	1/10/2024	KIMBALL MIDWEST	397105	RECONCILED	2/1/2024		24.58
23717	ACCOUNTS_PAYABLE	1/10/2024	MID OHIO TROPHY & AWARDS	189750	RECONCILED	2/1/2024		124.50

Start Date: 01012024

End Date: 01312024

LUCAS LOCAL SCHOOL DISTRICT

Monthly Check Register

Check Number	Type	Date	Name	Vendor #	Status	Reconcile Date	Void Date	Amount
23718	ACCOUNTS_PAYABLE	1/10/2024	MONROEVILLE ATHLETIC DEPT	195951	RECONCILED	2/1/2024		\$ 225.00
23719	ACCOUNTS_PAYABLE	1/10/2024	OSBA	206425	RECONCILED	2/1/2024		8,246.78
23720	ACCOUNTS_PAYABLE	1/10/2024	PRO-TURF, INC.	217965	RECONCILED	2/1/2024		984.14
23721	ACCOUNTS_PAYABLE	1/10/2024	RIGHTWAY FOOD SERVICE	397070	RECONCILED	2/1/2024		1,358.59
23722	ACCOUNTS_PAYABLE	1/10/2024	ROUTE 39 DESIGNS	232265	RECONCILED	2/1/2024		535.50
23723	ACCOUNTS_PAYABLE	1/10/2024	RUMPKE OF OHIO, INC.	131247	RECONCILED	2/1/2024		1,733.59
23724	ACCOUNTS_PAYABLE	1/10/2024	SMETZ'S TIRE CENTER	252175	RECONCILED	2/1/2024		705.90
23725	ACCOUNTS_PAYABLE	1/10/2024	SMITHFOODS INC	252305	RECONCILED	2/1/2024		918.27
23726	ACCOUNTS_PAYABLE	1/10/2024	TOWN MONEY SAVER INC	131616	RECONCILED	2/1/2024		926.00
23727	ACCOUNTS_PAYABLE	1/10/2024	US BANK EQUIPMENT FINANCE	211135	RECONCILED	2/1/2024		1,654.45
23728	ACCOUNTS_PAYABLE	1/10/2024	VILLAGE OF LUCAS	276380	OUTSTANDING			6,795.55
23729	ACCOUNTS_PAYABLE	1/10/2024	W WILLIAM SCHMIDT & ASSOCIATES INC	396851	RECONCILED	2/1/2024		173.90
23730	REFUND	1/12/2024	PIONEER CAREER &	212145	RECONCILED	2/1/2024		1,678.00
23731	ACCOUNTS_PAYABLE	1/29/2024	AGPARTS WORLDWIDE, INC.	8852	OUTSTANDING			59.80
23732	ACCOUNTS_PAYABLE	1/29/2024	AMAZON CAPITAL SERVICES	5240	OUTSTANDING			171.78
23733	ACCOUNTS_PAYABLE	1/29/2024	ANDREW FANELLO	84390	OUTSTANDING			500.00
23734	ACCOUNTS_PAYABLE	1/29/2024	CARDINAL BUS SALES	396769	OUTSTANDING			443.00
23735	ACCOUNTS_PAYABLE	1/29/2024	COLUMBIA GAS	55990	OUTSTANDING			1,410.01
23736	ACCOUNTS_PAYABLE	1/29/2024	ESC OF CENTRAL OHIO	397294	OUTSTANDING			577.50
23737	ACCOUNTS_PAYABLE	1/29/2024	FAMILY LIFE COUNSELING &	131589	OUTSTANDING			9,693.75
23738	ACCOUNTS_PAYABLE	1/29/2024	FREDERICKTOWN H. S.	92435	OUTSTANDING			180.00
23739	ACCOUNTS_PAYABLE	1/29/2024	G & L SUPPLY CO	96450	OUTSTANDING			683.66
23740	ACCOUNTS_PAYABLE	1/29/2024	GOOD VIEW LAWN CARE	131773	OUTSTANDING			250.00
23741	ACCOUNTS_PAYABLE	1/29/2024	GRAINGER INC	105375	OUTSTANDING			96.80
23742	ACCOUNTS_PAYABLE	1/29/2024	HILL INTERNATIONAL TRUCKS, LLC	116090	OUTSTANDING			4,965.21
23743	ACCOUNTS_PAYABLE	1/29/2024	KIMBALL MIDWEST	397105	OUTSTANDING			67.90
23744	ACCOUNTS_PAYABLE	1/29/2024	KOORSEN FIRE & SECURITY	396614	OUTSTANDING			349.40
23745	ACCOUNTS_PAYABLE	1/29/2024	LOUDONVILLE-PERRYSVILLE	396490	OUTSTANDING			450.00
23746	ACCOUNTS_PAYABLE	1/29/2024	NORTHWEST OHIO WRESTLING COACHES ASSOCIATION	205652	OUTSTANDING			25.00
23747	ACCOUNTS_PAYABLE	1/29/2024	O H S A A	206345	OUTSTANDING			550.00
23748	ACCOUNTS_PAYABLE	1/29/2024	OASBO	396932	OUTSTANDING			425.00
23749	ACCOUNTS_PAYABLE	1/29/2024	OHIO PROGRAM SOLUTIONS LLC	207897	OUTSTANDING			5,162.62
23750	ACCOUNTS_PAYABLE	1/29/2024	PETERS, KALIAL & MARKAKIS	183088	OUTSTANDING			1,125.00
23751	ACCOUNTS_PAYABLE	1/29/2024	RIVER EDUCATION SERVICES LLC	131397	OUTSTANDING			6,355.00
23752	ACCOUNTS_PAYABLE	1/29/2024	TEAMLEADER	131528	OUTSTANDING			783.94
23753	ACCOUNTS_PAYABLE	1/19/2024	STARK COUNTY COG	397268	OUTSTANDING			71,032.90

Grand Total **\$ 593,499.12**

LUCAS LOCAL SCHOOL DISTRICT

Monthly Summary of Revenues by Fund

Fund	Description	FYTD Receivable	FYTD Actual Receipts	MTD Actual Receipts	FYTD Balance Receivable	FYTD Percent Receivable
001	GENERAL	\$ 8,929,010.00	\$ 4,760,280.19	\$ 343,390.51	\$ 4,168,729.81	53.31 %
003	PERMANENT IMPROVEMENT	0.00	0.00	0.00	0.00	0.00
006	FOOD SERVICE	220,830.00	104,752.09	15,785.29	116,077.91	47.44
007	SPECIAL TRUST	885.00	719.09	101.61	165.91	81.25
008	ENDOWMENT	9,675.00	4,410.89	203.20	5,264.11	45.59
018	PUBLIC SCHOOL SUPPORT	8,650.00	5,817.02	29.80	2,832.98	67.25
019	OTHER GRANT	48,000.00	2,802.25	0.00	45,197.75	5.84
020	SPECIAL ENTERPRISE FUND	0.00	0.00	0.00	0.00	0.00
022	DISTRICT CUSTODIAL	0.00	1,358.58	1,358.58	(1,358.58)	0.00
070	CAPITAL PROJECTS	1,075,000.00	0.00	0.00	1,075,000.00	0.00
200	STUDENT MANAGED ACTIVITY	19,750.00	13,168.10	421.50	6,581.90	66.67
300	DISTRICT MANAGED ACTIVITY	126,350.00	87,073.62	6,125.00	39,276.38	68.91
451	DATA COMMUNICATION FUND	5,400.00	2,838.30	0.00	2,561.70	52.56
467	Student Wellness and Success Fund	0.00	0.00	0.00	0.00	0.00
499	MISCELLANEOUS STATE GRANT FUND	0.00	0.00	0.00	0.00	0.00
507	ELEMENTARY AND SECONDARY SCHOOL EMERGENCY RELIEF FUND	489,181.60	68,705.22	0.00	420,476.38	14.04
508	GOVERNOR'S EMERGENCY EDUCATION RELIEF FUND	0.00	0.00	0.00	0.00	0.00
510	CORONA VIRUS RELIEF FUND	0.00	0.00	0.00	0.00	0.00
516	IDEA PART B GRANTS	109,487.08	2,549.90	0.00	106,937.18	2.33
572	TITLE I DISADVANTAGED CHILDREN	73,051.05	10,229.80	0.00	62,821.25	14.00
584	TITLE IV, PART A STUDENT SUPP AND ACADEMIC ENRICH	10,000.00	0.00	0.00	10,000.00	0.00
587	IDEA PRESCHOOL-HANDICAPPED	2,436.66	0.00	0.00	2,436.66	0.00
590	IMPROVING TEACHER QUALITY	15,117.08	0.00	0.00	15,117.08	0.00
599	MISCELLANEOUS FED. GRANT FUND	100,000.00	35,564.70	35,564.70	64,435.30	35.56
Grand Total		\$ 11,242,823.47	\$ 5,100,269.75	\$ 402,980.19	\$ 6,142,553.72	

LUCAS LOCAL SCHOOL DISTRICT

Spending Plan Summary

ODE Line Number	Monthly Estimate	Monthly Actual	Monthly Difference	FYDTEstimate	FYTDActual	FYTDDifference
01.010 General Property (Real Estate)	\$ 0.00	\$ 0.00	\$ 0.00	\$ 777,095.20	\$ 651,431.21	\$ (125,663.99)
01.020 Tangible Personal Property Tax	0.00	0.00	0.00	1,171,122.40	1,481,543.09	310,420.69
01.030 Income Tax	0.00	0.00	0.00	0.00	0.00	0.00
01.035 Unrestricted Grants-in-Aid	233,467.00	243,753.05	10,286.05	1,634,269.00	1,695,572.64	61,303.64
01.040 Restricted Grants-in-Aid	19,971.33	19,273.73	(697.60)	139,799.35	139,315.01	(484.34)
01.045 Restricted Federal Grants-in-Aid - SFSF	0.00	0.00	0.00	0.00	0.00	0.00
01.050 State Share of Local Property Taxes	0.00	0.00	0.00	133,324.00	152,497.14	19,173.14
01.060 All Other Operating Revenue	68,393.42	80,023.73	11,630.31	478,753.94	634,016.13	155,262.19
01.070 Total Revenue	321,831.75	343,050.51	21,218.76	4,334,363.89	4,754,375.22	420,011.33
02.010 Proceeds from Sale of Notes	0.00	0.00	0.00	0.00	0.00	0.00
02.020 State Emergency Loans & Advancements (Approved)	0.00	0.00	0.00	0.00	0.00	0.00
02.040 Operating Transfers-In	0.00	0.00	0.00	0.00	0.00	0.00
02.050 Advances-In	0.00	0.00	0.00	0.00	0.00	0.00
02.060 All Other Financial Sources	0.00	340.00	340.00	13,848.00	5,904.97	(7,943.03)
02.070 Total Other Financing Sources	0.00	340.00	340.00	13,848.00	5,904.97	(7,943.03)
02.080 Total Revenues and Other Financing Sources	321,831.75	343,390.51	21,558.76	4,348,211.89	4,760,280.19	412,068.30
03.010 Personal Services	319,115.08	281,539.80	(37,575.28)	2,233,805.60	2,135,743.77	(98,061.83)
03.020 Employees' Retirement/Insurance Benefits	115,251.83	120,386.25	5,134.42	806,762.85	819,982.95	13,220.10
03.030 Purchased Services	76,491.17	96,860.39	20,369.22	535,438.19	519,600.71	(15,837.48)
03.040 Supplies and Materials	24,218.58	27,759.75	3,541.17	169,530.10	137,552.17	(31,977.93)
03.050 Capital Outlay	0.00	8,017.31	8,017.31	116,786.00	159,778.57	42,992.57
03.060 Intergovernmental	0.00	0.00	0.00	0.00	0.00	0.00
04.010 Debt Service: All Principal (Historical)	0.00	0.00	0.00	0.00	0.00	0.00
04.020 Debt Service: Principal-Notes	0.00	0.00	0.00	0.00	0.00	0.00
04.030 Debt Service: Principal - State Loans	0.00	0.00	0.00	0.00	0.00	0.00
04.040 Debt Service: Principal - State Advancements	0.00	0.00	0.00	0.00	0.00	0.00
04.050 Debt Service: Principal - HB 264 Loans	0.00	0.00	0.00	37,000.00	37,000.00	0.00
04.055 Debt Service: Principal - Other	0.00	0.00	0.00	0.00	0.00	0.00
04.060 Debt Service: Interest and Fiscal Charges	0.00	0.00	0.00	0.00	2,747.25	2,747.25
04.300 Other Objects	11,925.50	6,291.39	(5,634.11)	83,478.50	65,191.78	(18,286.72)
04.500 Total Expenditures	547,002.16	540,854.89	(6,147.27)	3,982,801.24	3,877,597.20	(105,204.04)
05.010 Operational Transfers - Out	75,000.00	0.00	(75,000.00)	75,000.00	0.00	(75,000.00)
05.020 Advances - Out	0.00	0.00	0.00	0.00	0.00	0.00
05.030 All Other Financing Uses	0.00	0.00	0.00	0.00	0.00	0.00
05.040 Total Other Financing Uses	75,000.00	0.00	(75,000.00)	75,000.00	0.00	(75,000.00)
05.050 Total Expenditure and Other Financing Uses	622,002.16	540,854.89	(81,147.27)	4,057,801.24	3,877,597.20	(180,204.04)
06.010 Excess Rev & Oth Financing Sources over(under) Exp & Oth F	(300,170.41)	(197,464.38)	102,706.03	290,410.65	882,682.99	592,272.34
07.010 Cash Balance-July1 -Excluding Proposed Renew/Replace & New	0.00	14,013,709.61	14,013,709.61	0.00	12,933,562.24	12,933,562.24
07.020 Cash Balance June 30	(300,170.41)	13,816,245.23	14,116,415.64	290,410.65	13,816,245.23	13,525,834.58
08.010 Estimated Encumbrances June 30	0.00	1,000,081.99	1,000,081.99	0.00	1,000,081.99	1,000,081.99